



SK-120

BALL VALVE(FOR WATER AND AIR)

GENERAL FEATURES

Designed for water and air installations.

Application:
Can be used in water and air lines.

Installation:
Can be install every position.

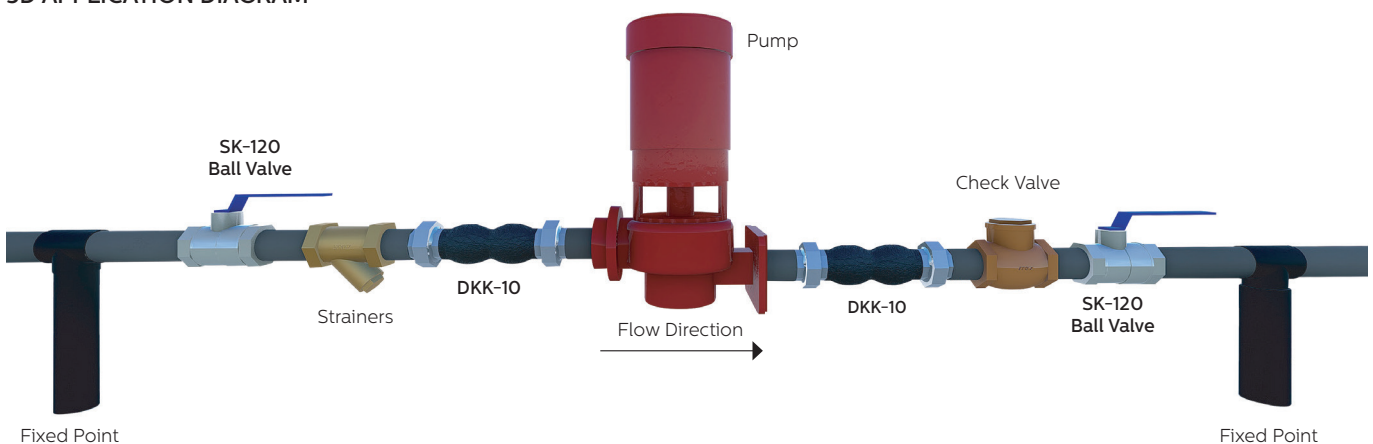
TECHNICAL SPECIFICATION

Workin Pressure : PN25
 Working Temp. : 110 °C
 Gasket : NBR
 Body : CuZn40Pb2
 Valve Standard : TS EN 13547
 Screw Norm : EN ISO 228-1

WORKING CONDITIONS

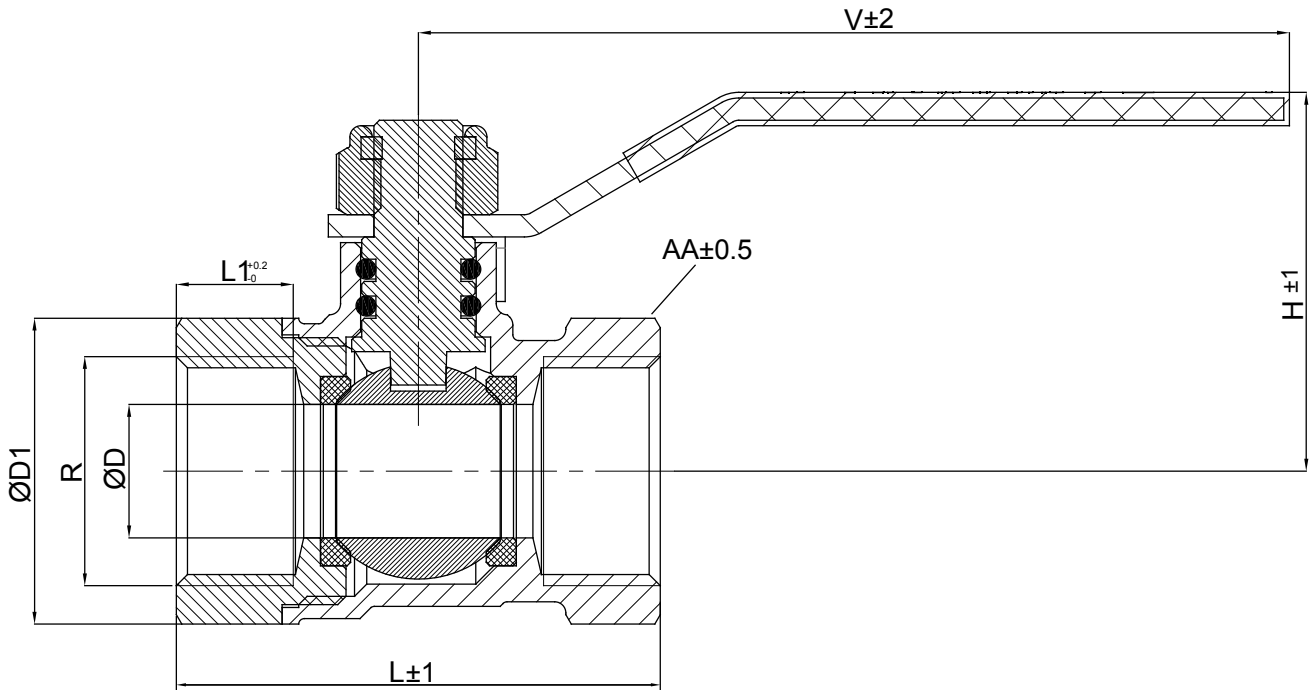
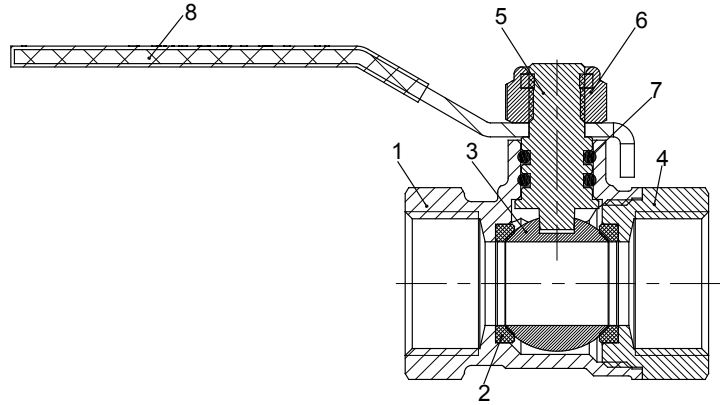
Max. Working Pressure (bar)	25
Max. Working Temperature(°C)	110

3D APPLICATION DIAGRAM



SK-120 BALL VALVE(FOR WATER AND AIR)

PARTS LIST		
NO	PARTS	MATERIAL
1	Body	CuZn40Pb2
2	Ball Teflon	PTFE
3	Ball	CuZn39Pb3
4	Cover	CuZn40Pb2
5	Stem	CuZn39Pb3
6	Nut	1.0503
7	O-Ring	NBR
8	Handle	6222 (STW 22)



DIMENSIONS (mm)								
DN	ØD	ØD1	L±1	L1	H	V±2	kg	AA
15	12	27,5	43,5	10,7	35,5	95	0,14	26
20	17	33,5	53	12,2	38,5	95	0,22	32
25	24	41,5	65	13,7	48,6	112,5	0,4	39
32	30	52	77	15,7	53	112,5	0,64	49
40	37	58,5	84,5	15,7	62	121,5	0,89	55
50	49	72	106	19,2	71	145,5	1,39	68



HEAD OFFICE - FACTORY

Atatürk Sanayi Bölgesi Hadımköy Mahallesi Mustafa İnan Caddesi No: 44 Arnavutköy - İSTANBUL
 Tel: +90 444 21 50 (pbx) | Fax: +90 212 771 47 27
 info@ayvaz.com | www.ayvaz.com